


SLV series

生産中止品
OBSOLETE PRODUCTS

105°C 5000時間品
Load Life : 105°C 5000 hours

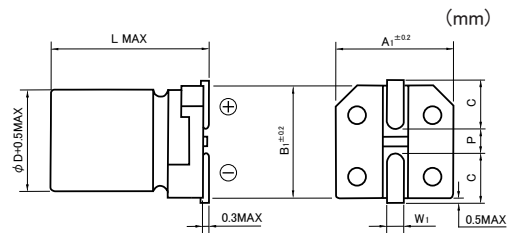
AEC-Q200



◆規格表 / SPECIFICATIONS

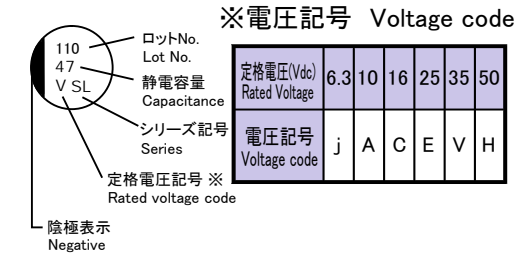
項目 Item	特性 Characteristics																					
カテゴリ温度範囲 Category Temperature Range	-40~+105°C																					
定格電圧範囲 Rated Voltage Range	6.3~50Vdc																					
静電容量許容差 Capacitance Tolerance	±20% (20°C, 120Hz)																					
漏れ電流 Leakage Current (MAX)	I=0.01CV 又は 3μA のいずれか大なる値以下 (定格電圧印加2分後) I=0.01CV or 3μA whichever is greater. (After 2 minutes) I=漏れ電流(μA) C=静電容量(μF) V=定格電圧(Vdc) Leakage Current Capacitance Rated Voltage																					
損失角の正接 (tan δ) Dissipation Factor(MAX)	(20°C, 120Hz)																					
	<table border="1"> <thead> <tr> <th>定格電圧 (Vdc) Rated Voltage</th> <th>6.3</th> <th>10</th> <th>16</th> <th>25</th> <th>35</th> <th>50</th> </tr> </thead> <tbody> <tr> <td>tan δ</td> <td>0.30</td> <td>0.24</td> <td>0.20</td> <td>0.16</td> <td>0.14</td> <td>0.14</td> </tr> </tbody> </table>	定格電圧 (Vdc) Rated Voltage	6.3	10	16	25	35	50	tan δ	0.30	0.24	0.20	0.16	0.14	0.14							
定格電圧 (Vdc) Rated Voltage	6.3	10	16	25	35	50																
tan δ	0.30	0.24	0.20	0.16	0.14	0.14																
耐久性 Endurance	<p>105°C中で5000時間定格電圧(リップル重畳)印加後、下記項目を満足すること。 After applying rated voltage with rated ripple current for 5000 hours at 105°C, the capacitors shall meet the following requirements.</p> <table border="1"> <tbody> <tr> <td>静電容量変化率 Capacitance Change</td> <td>初期値の±30%以内 Within ±30% of the initial value.</td> </tr> <tr> <td>損失角の正接 Dissipation Factor</td> <td>規格値の300%以下 Not more than 300% of the specified value.</td> </tr> <tr> <td>漏れ電流 Leakage Current</td> <td>規格値以下 Not more than the specified value.</td> </tr> </tbody> </table>	静電容量変化率 Capacitance Change	初期値の±30%以内 Within ±30% of the initial value.	損失角の正接 Dissipation Factor	規格値の300%以下 Not more than 300% of the specified value.	漏れ電流 Leakage Current	規格値以下 Not more than the specified value.															
静電容量変化率 Capacitance Change	初期値の±30%以内 Within ±30% of the initial value.																					
損失角の正接 Dissipation Factor	規格値の300%以下 Not more than 300% of the specified value.																					
漏れ電流 Leakage Current	規格値以下 Not more than the specified value.																					
低温特性 Low Temperature Stability (インピーダンス比) Impedance Ratio (MAX)	(120Hz)																					
	<table border="1"> <thead> <tr> <th>定格電圧 (Vdc) Rated Voltage</th> <th>6.3</th> <th>10</th> <th>16</th> <th>25</th> <th>35</th> <th>50</th> </tr> </thead> <tbody> <tr> <td>Z(-25°C) / Z(20°C)</td> <td>4</td> <td>3</td> <td>2</td> <td>2</td> <td>2</td> <td>2</td> </tr> <tr> <td>Z(-40°C) / Z(20°C)</td> <td>14</td> <td>12</td> <td>8</td> <td>6</td> <td>4</td> <td>3</td> </tr> </tbody> </table>	定格電圧 (Vdc) Rated Voltage	6.3	10	16	25	35	50	Z(-25°C) / Z(20°C)	4	3	2	2	2	2	Z(-40°C) / Z(20°C)	14	12	8	6	4	3
定格電圧 (Vdc) Rated Voltage	6.3	10	16	25	35	50																
Z(-25°C) / Z(20°C)	4	3	2	2	2	2																
Z(-40°C) / Z(20°C)	14	12	8	6	4	3																

◆寸法図 / DIMENSIONS



φD	L	A1	B1	C	W1	P
4	6.1	4.3	4.3	1.8	0.5~0.8	1.0
5	6.1	5.3	5.3	2.2	0.5~0.8	1.3
6.3	6.1	6.6	6.6	2.7	0.5~0.8	1.8

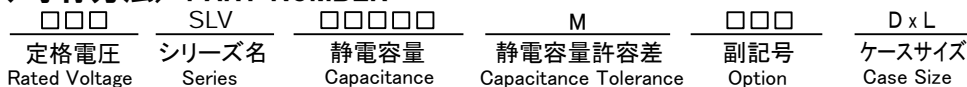
◆表示 / MARKING



◆リップル電流補正係数 / MULTIPLIER FOR RIPPLE CURRENT

周波数 (Hz) Frequency	60 (50)	120	500	1k	10k≤
0.47~1 μF	0.50	1.00	1.20	1.30	1.50
2.2~4.7 μF	0.65	1.00	1.20	1.30	1.50
10~47 μF	0.80	1.00	1.20	1.30	1.50
100 μF	0.80	1.00	1.10	1.15	1.20

◆呼称方法 / PART NUMBER



◆標準品一覧表 / STANDARD SIZE

Size φD x L(mm), Rated Ripple Current (mA r.m.s./105°C, 120Hz)

Vdc	Cap (μF)	Size (φDXL)	Ripple
6.3	22	4x6.1	22
	47	5x6.1	38
	100	6.3x6.1	69
10	33	5x6.1	35
16	10	4x6.1	18
	22	5x6.1	30
	47	6.3x6.1	50

Vdc	Cap (μF)	Size (φDXL)	Ripple
25	33	6.3x6.1	50
35	4.7	4x6.1	16
	10	5x6.1	27
	22	6.3x6.1	44

Vdc	Cap (μF)	Size (φDXL)	Ripple
50	0.47	4x6.1	4
	1	4x6.1	8
	2.2	4x6.1	11
	3.3	4x6.1	14
	4.7	5x6.1	19
	10	6.3x6.1	32